

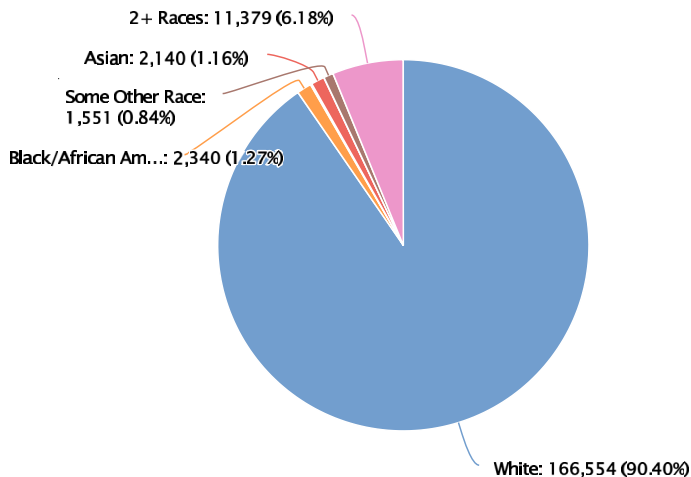
# Medina County 2023 Demographics Profile

Population  
**184,238** Persons

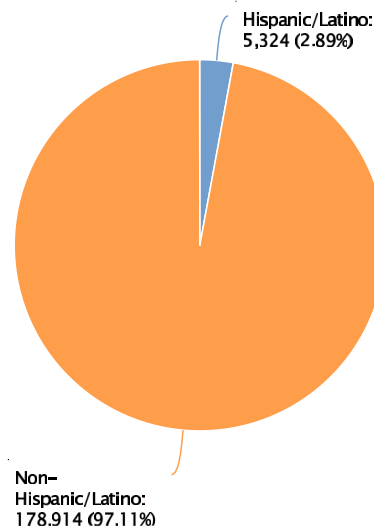
Percent Population Change: 2020 to 2023  
**0.97%**

Households  
**72,842** Households

Population by Race



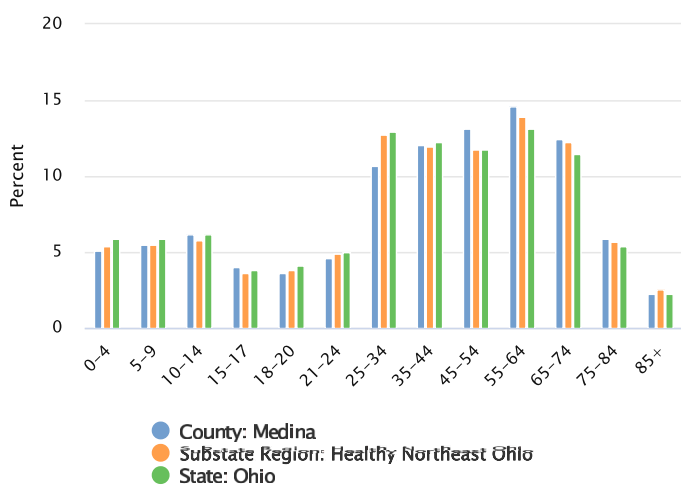
Population by Ethnicity



Population by Sex

Population by Sex	County: Medina		Substate Region: Healthy Northeast Ohio		State: Ohio	
	Persons	% of Population	Persons	% of Population	Persons	% of Population
Male	90,920	49.35%	1,415,043	48.46%	5,782,625	49.03%
Female	93,318	50.65%	1,504,721	51.54%	6,011,987	50.97%

Population by Age Group



Households by Income

