

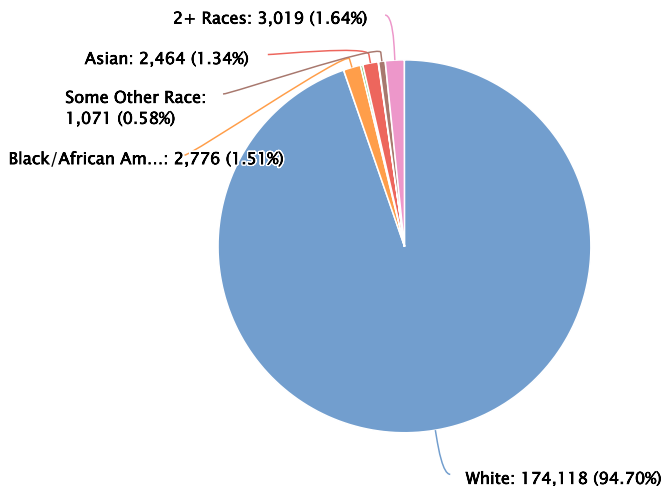
Medina County 2022 Demographics Profile

Population
183,858 Persons

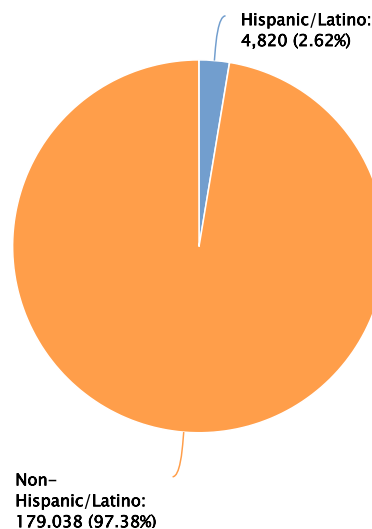
Percent Population Change: 2010 to 2022
6.69%

Households
70,871 Households

Population by Race



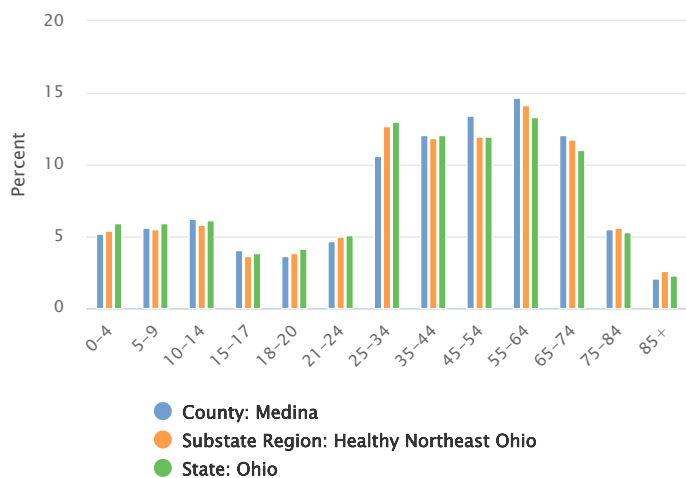
Population by Ethnicity



Population by Sex

| Population by Sex | County: Medina | | Substate Region: Healthy Northeast Ohio | | State: Ohio | |
|-------------------|----------------|-----------------|---|-----------------|-------------|-----------------|
| | Persons | % of Population | Persons | % of Population | Persons | % of Population |
| Male | 91,029 | 49.51% | 1,412,526 | 48.48% | 5,794,686 | 49.04% |
| Female | 92,829 | 50.49% | 1,500,960 | 51.52% | 6,021,969 | 50.96% |

Population by Age Group



Households by Income

