

Lake County 2024 Demographics Profile

Population

231,945 Persons

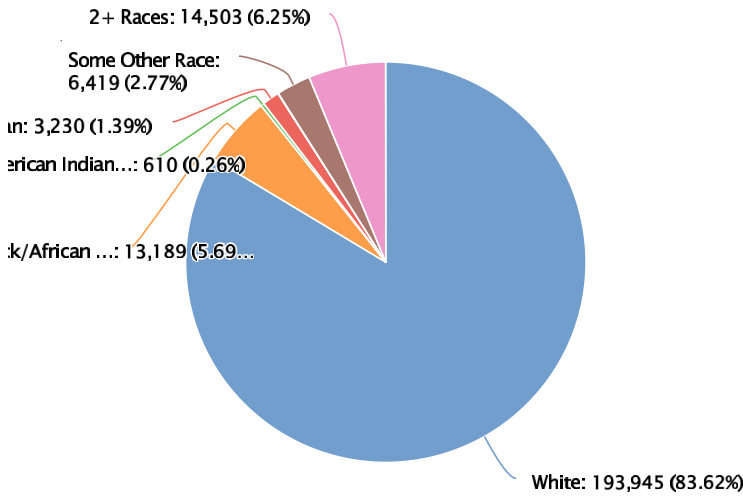
Percent Population Change: 2020 to 2024

-0.28%

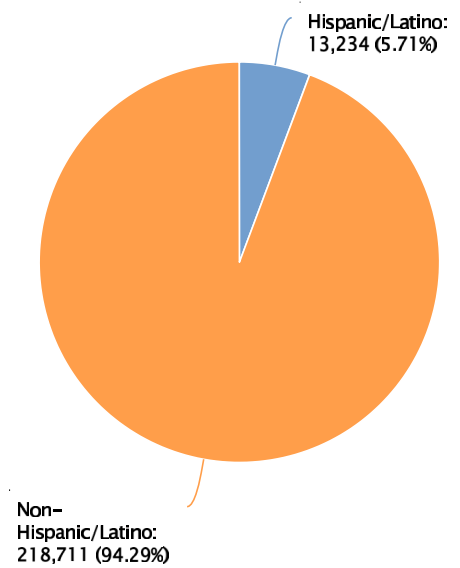
Households

100,451 Households

Population by Race



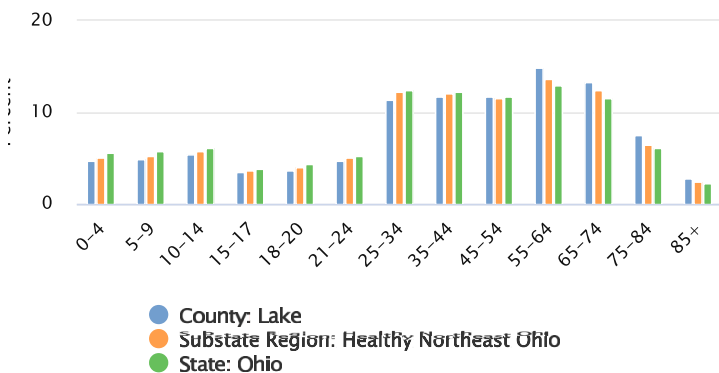
Population by Ethnicity



Population by Sex

Population by Sex	County: Lake		Substate Region: Healthy Northeast Ohio		State: Ohio	
	Persons	% of Population	Persons	% of Population	Persons	% of Population
Male	112,782	48.62%	1,407,192	48.43%	5,768,076	48.97%
Female	119,163	51.38%	1,498,286	51.57%	6,010,046	51.03%

Population by Age Group



Households by Income

