

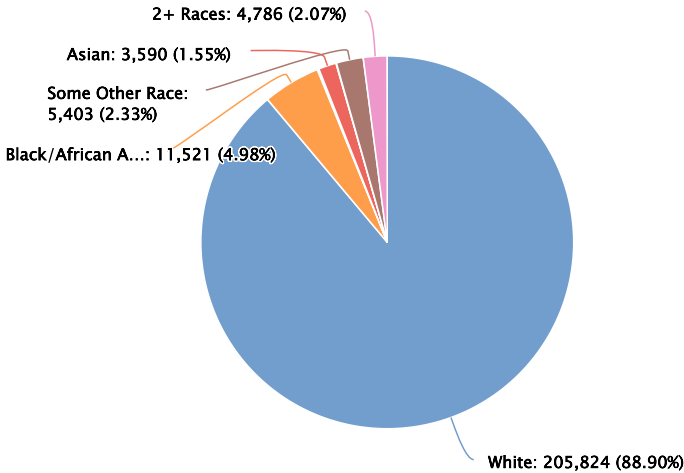
# Lake County 2022 Demographics Profile

Population  
**231,521** Persons

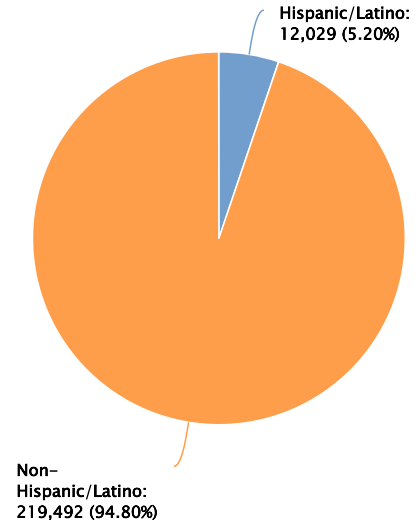
Percent Population Change: 2010 to 2022  
**0.64%**

Households  
**96,743** Households

Population by Race



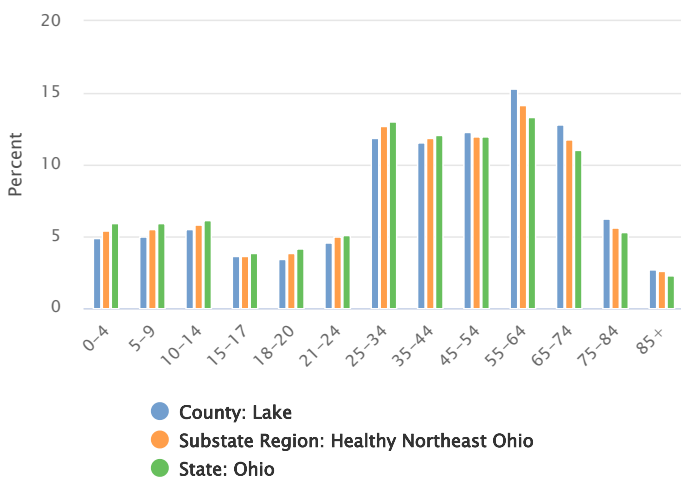
Population by Ethnicity



Population by Sex

Population by Sex	County: Lake		Substate Region: Healthy Northeast Ohio		State: Ohio	
	Persons	% of Population	Persons	% of Population	Persons	% of Population
Male	113,005	48.81%	1,412,526	48.48%	5,794,686	49.04%
Female	118,516	51.19%	1,500,960	51.52%	6,021,969	50.96%

Population by Age Group



Households by Income

