

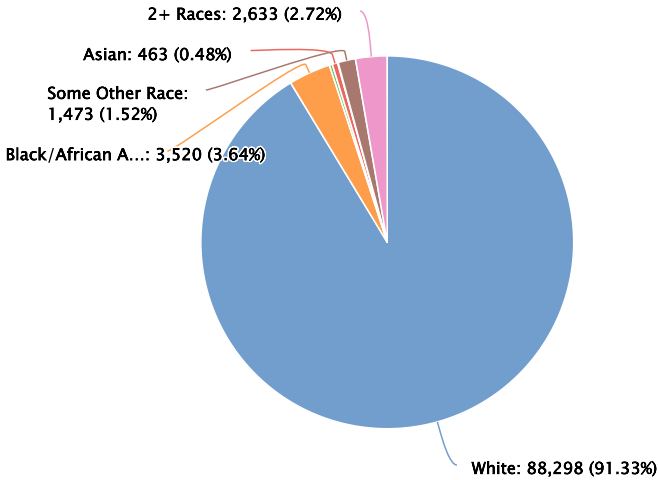
Ashtabula County 2022 Demographics Profile

Population
96,676 Persons

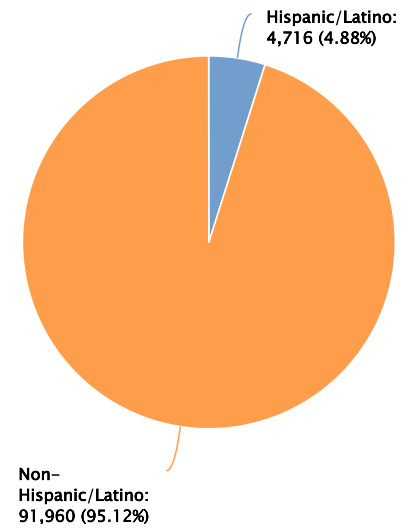
Percent Population Change: 2010 to 2022
-4.75%

Households
38,183 Households

Population by Race



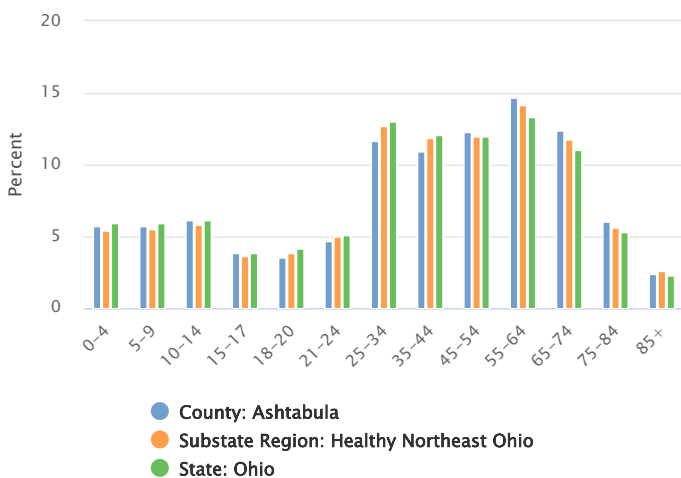
Population by Ethnicity



Population by Sex

Population by Sex	County: Ashtabula		Substate Region: Healthy Northeast Ohio		State: Ohio	
	Persons	% of Population	Persons	% of Population	Persons	% of Population
Male	48,822	50.50%	1,412,526	48.48%	5,794,686	49.04%
Female	47,854	49.50%	1,500,960	51.52%	6,021,969	50.96%

Population by Age Group



Households by Income

