

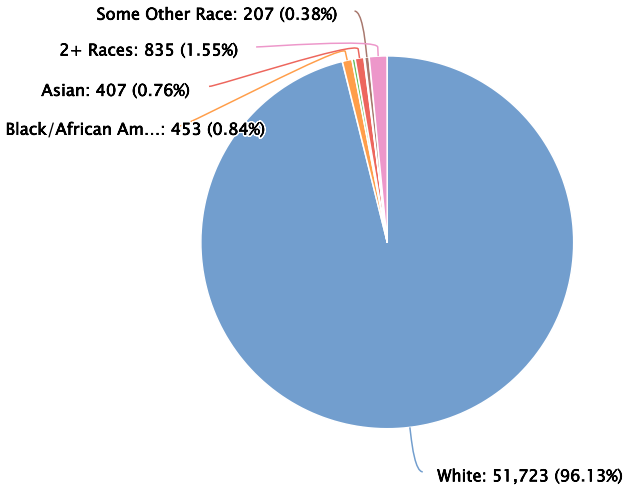
Ashland County 2022 Demographics Profile

Population
53,804 Persons

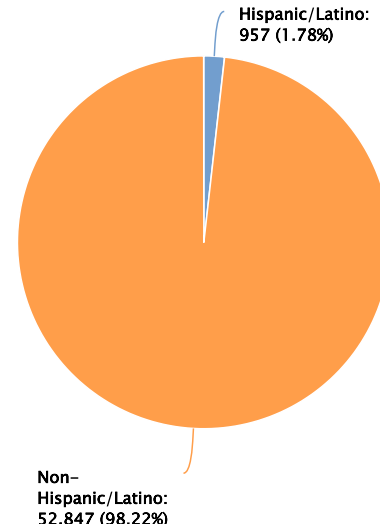
Percent Population Change: 2010 to 2022
1.25%

Households
20,843 Households

Population by Race



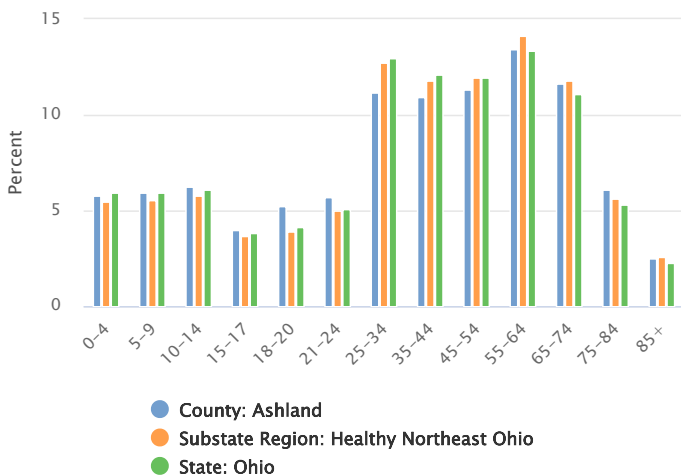
Population by Ethnicity



Population by Sex

Population by Sex	County: Ashland		Substate Region: Healthy Northeast Ohio		State: Ohio	
	Persons	% of Population	Persons	% of Population	Persons	% of Population
Male	26,478	49.21%	1,412,526	48.48%	5,794,686	49.04%
Female	27,326	50.79%	1,500,960	51.52%	6,021,969	50.96%

Population by Age Group



Households by Income

