

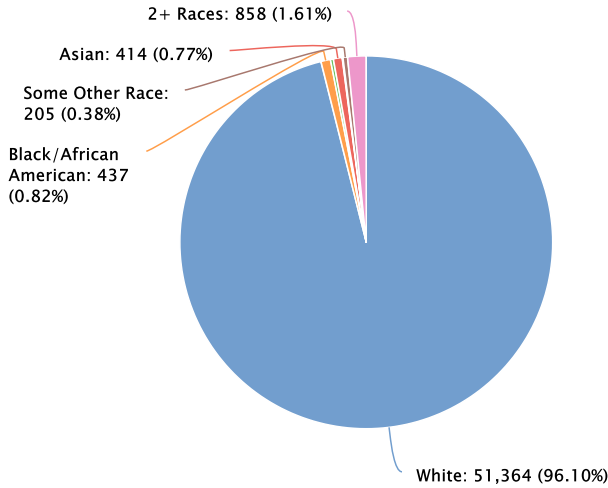
# Ashland County Demographics Profile

Population  
**53,448** Persons

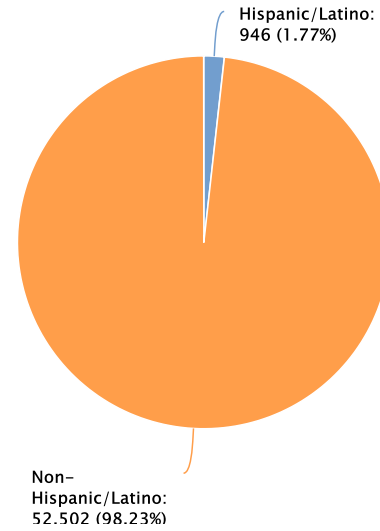
Percent Population Change: 2010 to 2021  
**0.58%**

Households  
**20,505** Households

Population by Race



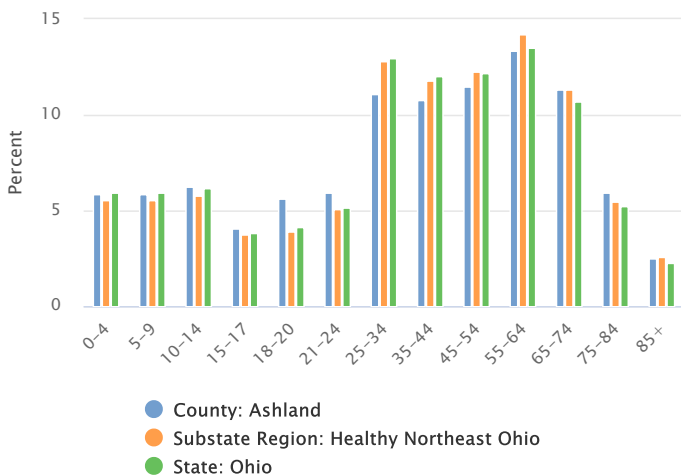
Population by Ethnicity



Population by Sex

Population by Sex	County: Ashland		Substate Region: Healthy Northeast Ohio		State: Ohio	
	Persons	% of Population	Persons	% of Population	Persons	% of Population
Male	26,315	49.23%	1,357,620	48.46%	5,743,308	49.05%
Female	27,133	50.77%	1,443,902	51.54%	5,965,771	50.95%

Population by Age Group



Households by Income

