

# Medina County 2024 Demographics Profile

Population

**184,682** Persons

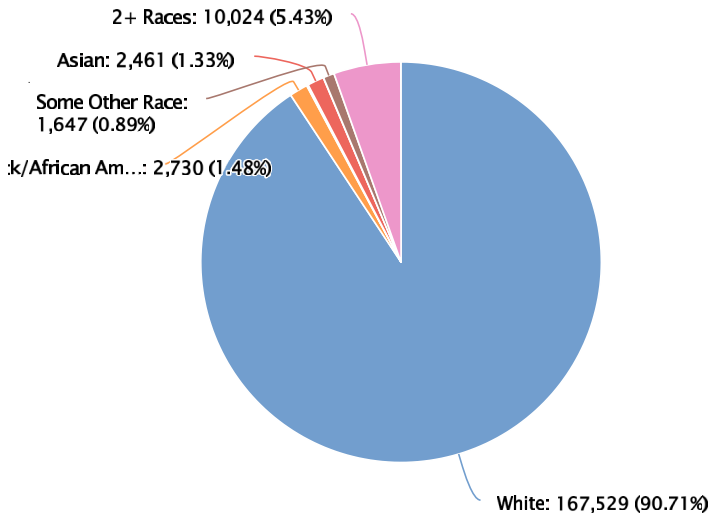
Percent Population Change: 2020 to 2024

**1.21%**

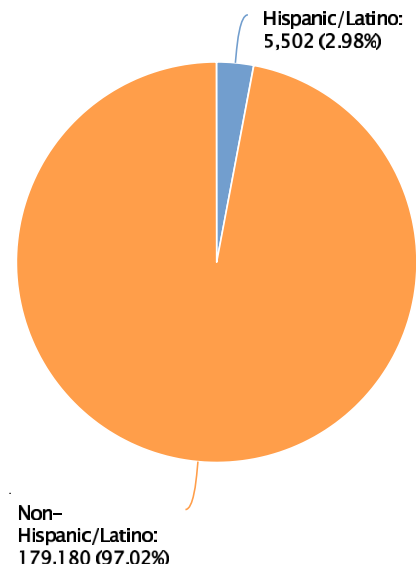
Households

**73,330** Households

Population by Race



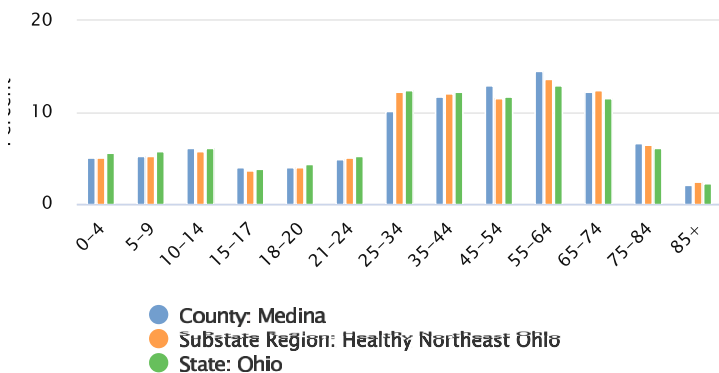
Population by Ethnicity



Population by Sex

Population by Sex	County: Medina		Substate Region: Healthy Northeast Ohio		State: Ohio	
	Persons	% of Population	Persons	% of Population	Persons	% of Population
Male	90,641	49.08%	1,407,192	48.43%	5,768,076	48.97%
Female	94,041	50.92%	1,498,286	51.57%	6,010,046	51.03%

Population by Age Group



Households by Income

